

Window Technical Data Sheet





Window

GammaVilla windows and doors are made of thermally broken aluminum, an indestructible, weather-resistant, and maintenance-free material. Thanks to the large panoramic windows, your villa will be flooded with natural light, creating a seamless connection between interior and exterior.



Large Panoramic Windows for Maximum Brightness

Large windows and thin aluminum profiles offer brightness, essential design and continuity between interior and exterior, for an exclusive living experience.

Thermally Insulated Aluminum: Maximum Quality and Efficiency

Thermally cut aluminum structure, weather-resistant and maintenance-free, guarantees efficiency and durability over time.

Thermal and Acoustic Insulation Without Compromise

Double laminated anti-UV and shatterproof glass for insulation, safety and solar protection, with perfect sealing and noise reduction for comfort in all seasons.

Absolute Safety and Robustness

Shatterproof glass, safety locks, and unalterable materials guarantee total protection, durability, and zero maintenance.

Custom and Versatile Design

Customizable colors and finishes, panoramic solutions, and tailor-made configurations offer maximum design and aesthetic freedom.





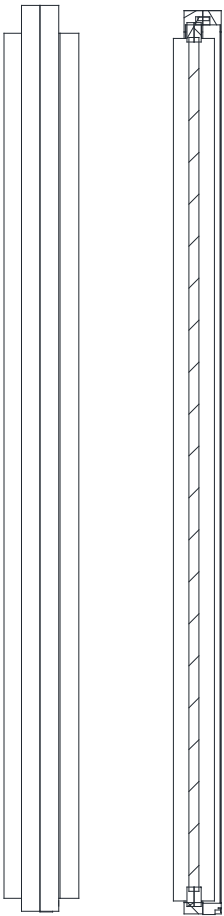
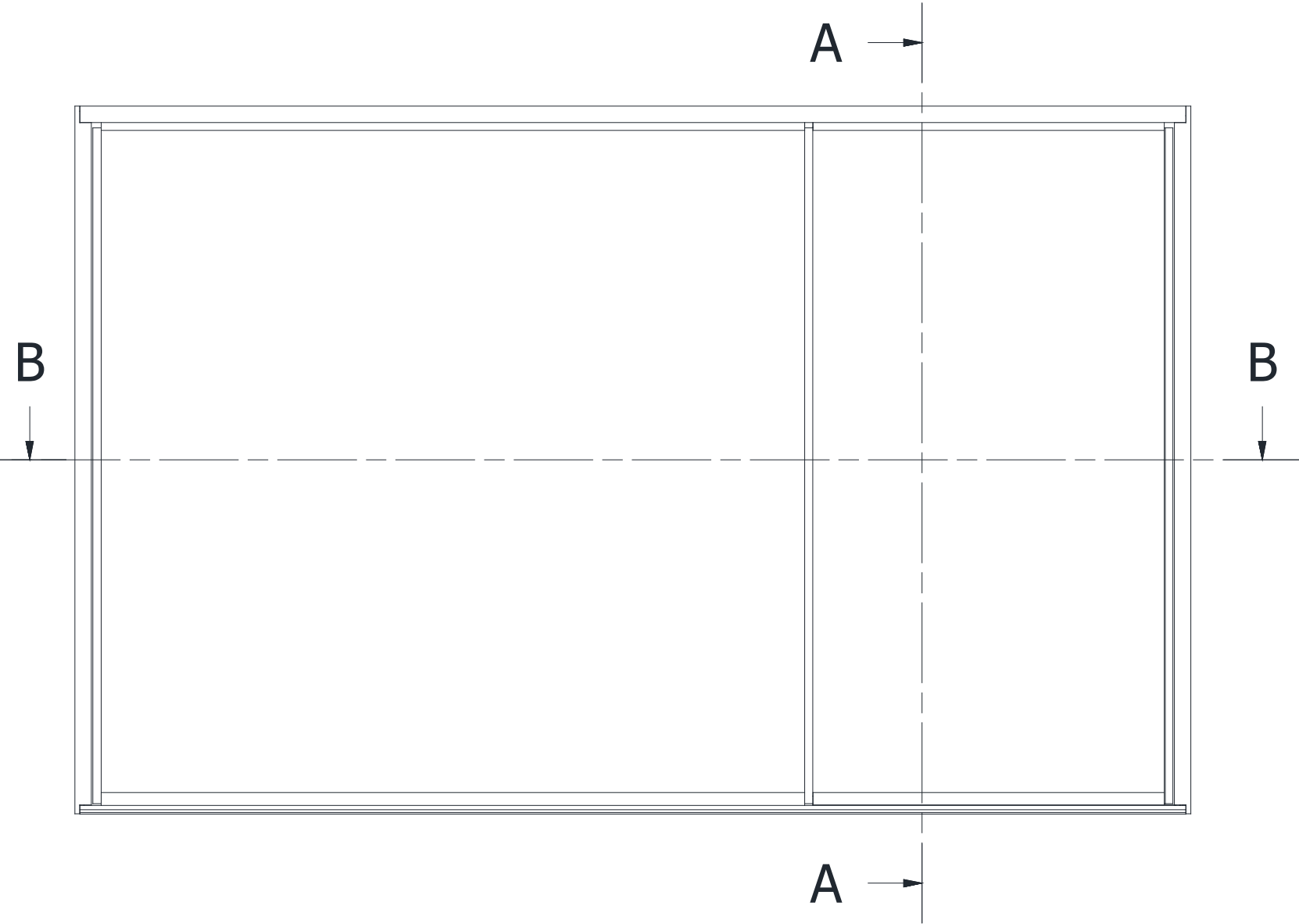
458 x 290 cm

Panoramic sliding window

slim profile and modern design, designed to maximize the glass surface and ensure brightness to the internal spaces.


Aluminum frame thermally broken, with a minimal and linear profile

Insulating glass high performance

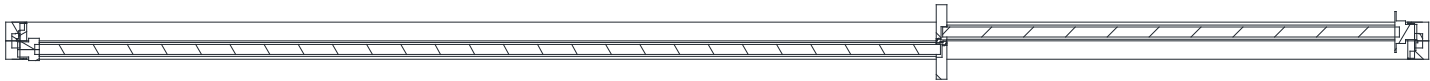


Side view Section A-A

Prospectus



Plant



Section B-B'





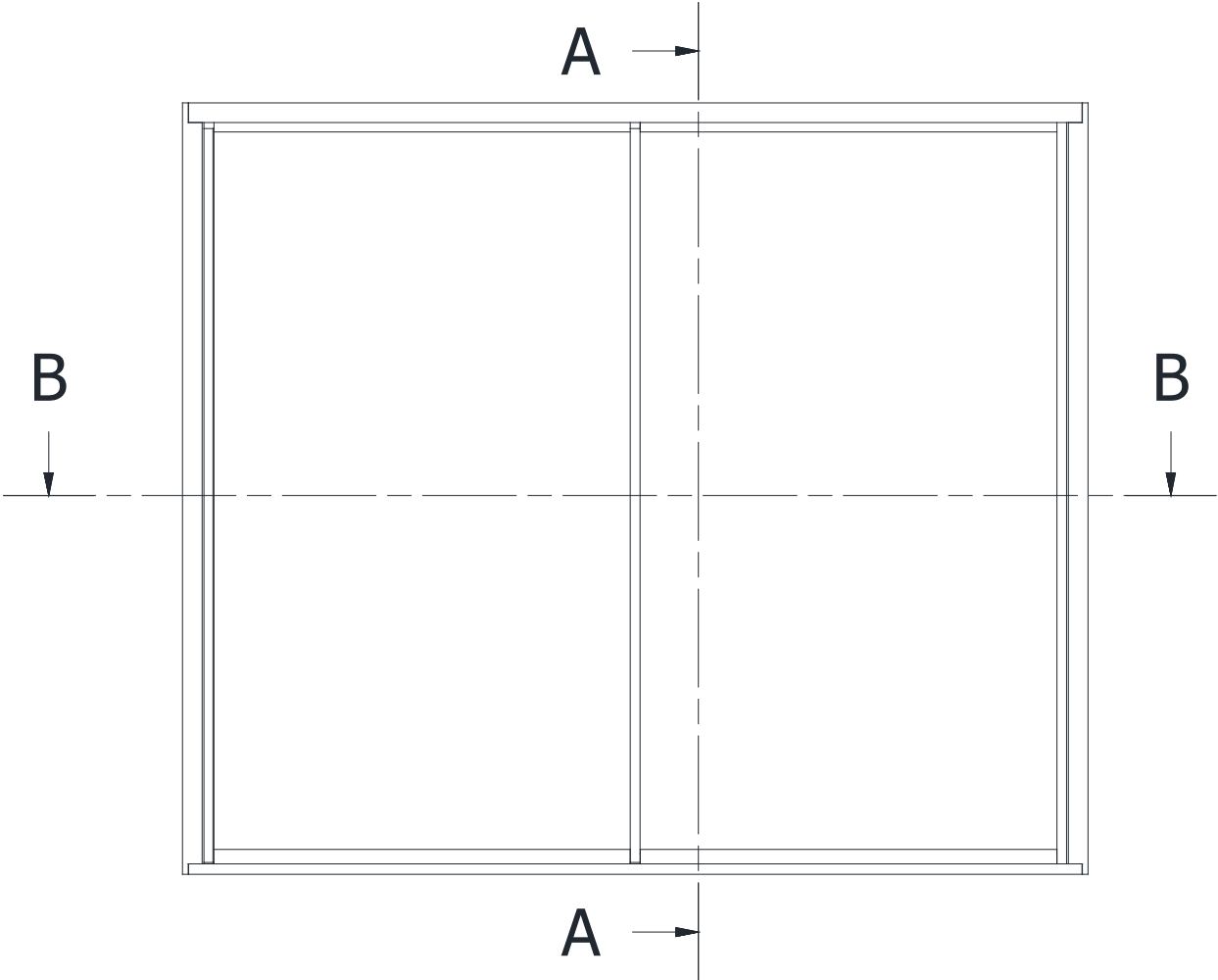
313 x 266 cm

Panoramic sliding window

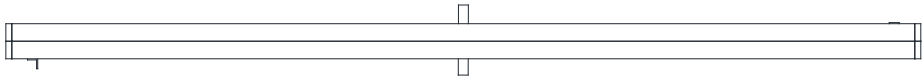
slim profile and modern design, central opening allows a wide view towards the outside and good cross ventilation.

Aluminum frame thermally broken, with a minimal and linear profile

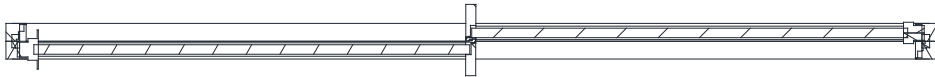
Insulating glass
high performance




Prospectus



Plant



Section B-B'



Side
view

Section
A-A



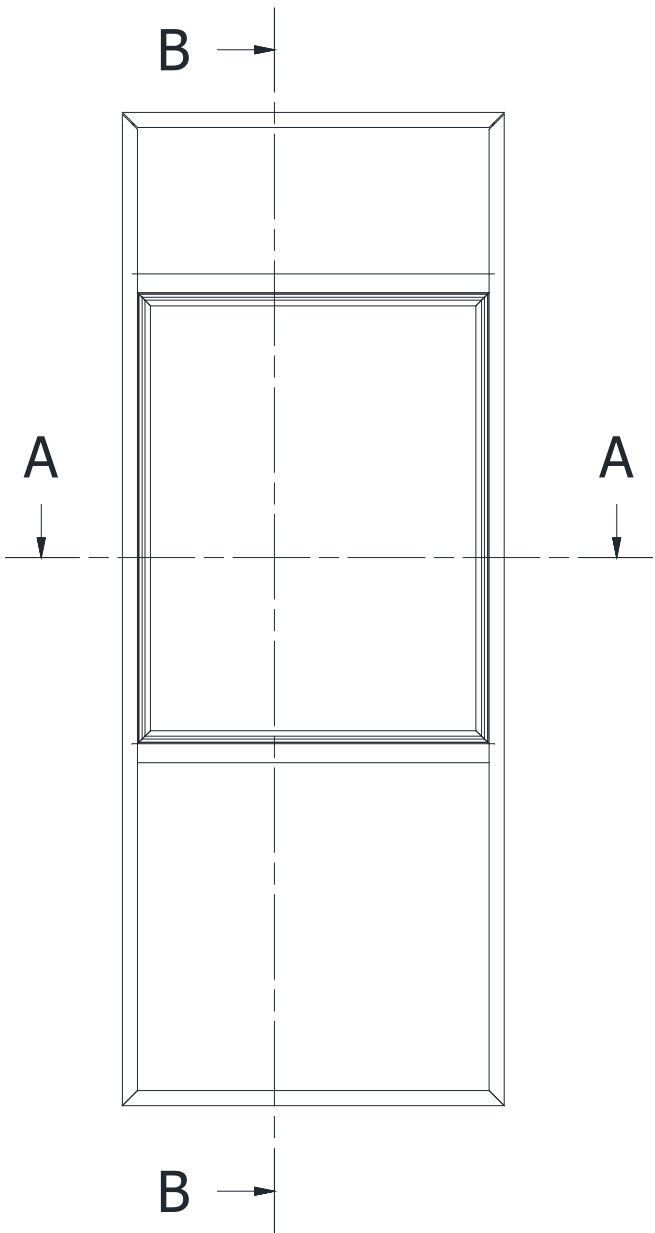
98 x 254 cm

Panoramic casement window

vertical opening, characterised by an essential and symmetrical design.

Aluminum frame thermally broken, with a minimal and linear profile

Insulating glass
high performance



Prospectus



Plant



Section A-A



Side
view



Section
B-B



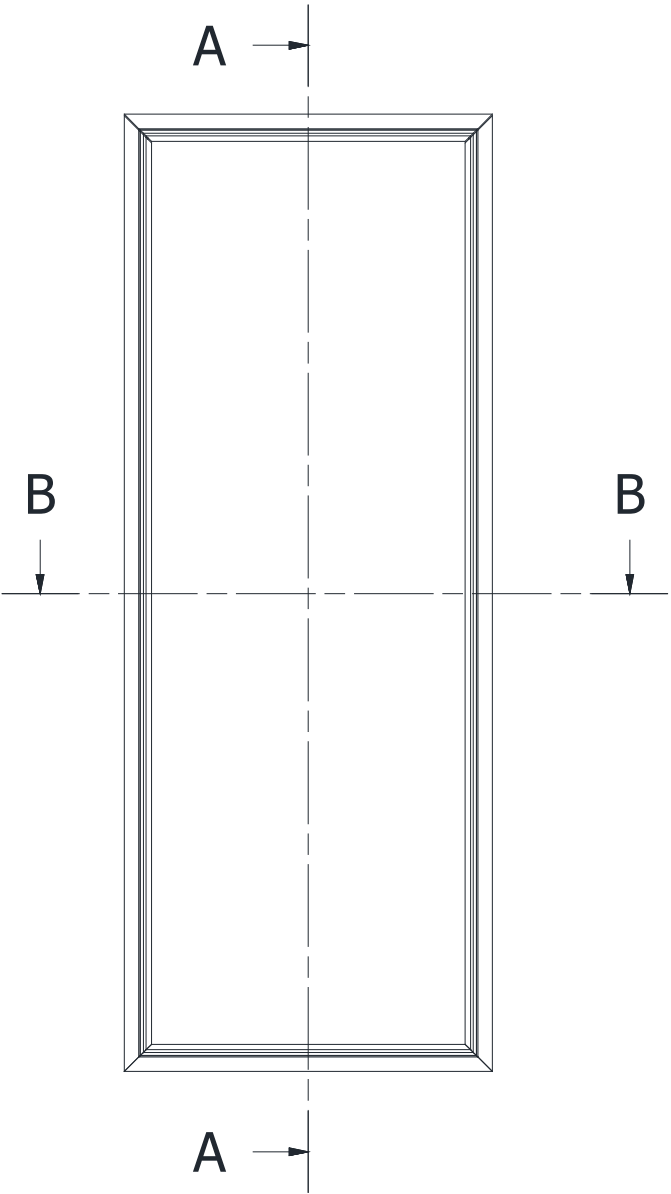
98 x 254 cm

Panoramic floor-to-ceiling window

A floor-to-ceiling glass element with a slim profile, designed to enhance natural light and visual connection with the outside. Its vertical design makes it ideal for elegant, bright spaces where openings are not required.

Aluminum frame thermally broken, with a minimal and linear profile

Insulating glass
high performance



Prospectus



Plant



Section B-B



Side
view



Section
A-A



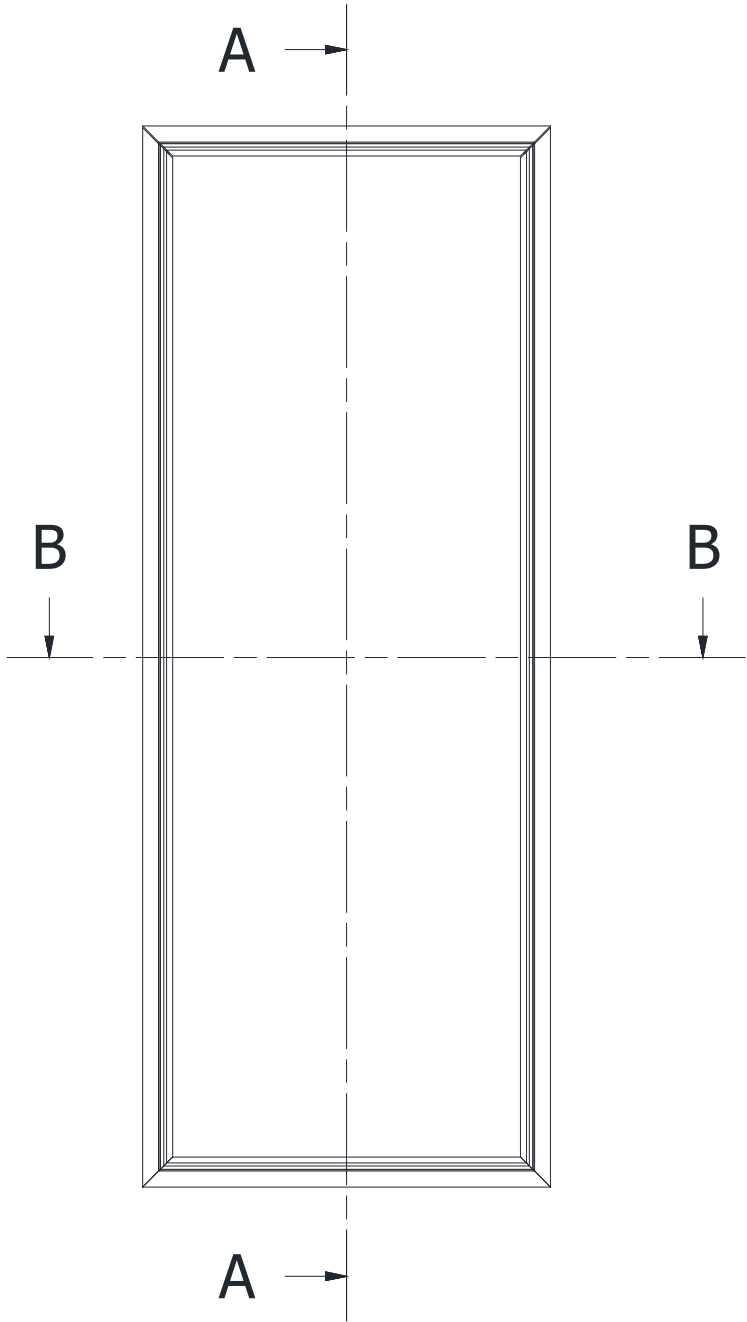
98 x 290 cm

Panoramic floor-to-ceiling window

designed to allow natural light to enter and offer a wide view towards the outside.

Aluminum frame thermally broken,
with a minimal and linear profile

Insulating glass
high performance



Prospectus



Plant



Section B-B



Side
view




Section
A-A



Sunshades

GammaVilla offers armored anthracite aluminum sunshades, both motorized and electric, which combine security, thermal insulation, and intelligent light management, improving energy efficiency and living comfort.



Total Security with Armored Sunshades

Reinforced aluminum, integrated safety lock and anthracite finish for maximum protection, modern design and maintenance-free durability.

Intelligent Light and Temperature Control


Self-adjusting slats to manage natural light, reduce overheating and improve thermal and acoustic insulation, ensuring comfort, privacy and a panoramic view.

100% Electric and Home Automation Management


Motorized opening with home automation management from your smartphone or voice assistant, automatable via light and wind sensors for convenient and intelligent use.




Control the light | Protect your privacy | Live your space




Rain



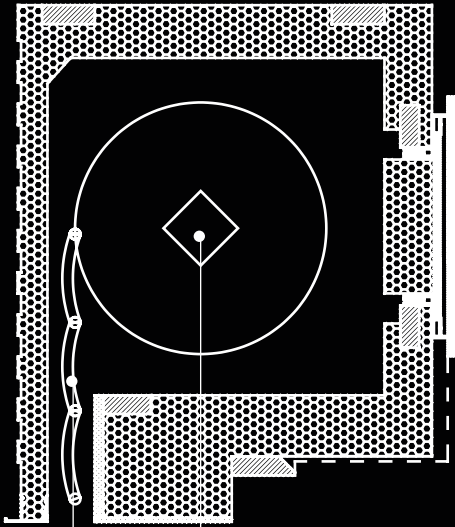
Wind



Snow



Temperature changes



Electric motorized mechanism for opening and closing sunshades

Slatted sunshades



Total security - Armored sunshades



Intelligent light and temperature control


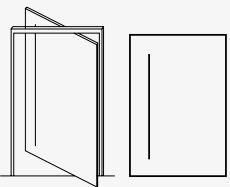


100% electric with home automation management



Door

The entrance door stands out for its elegant and functional design, with a pivot opening that ensures ease of use. The standard dimensions of 1500x2500 mm and the single door leaf allow for a wide and smooth opening.



Advanced Security and Design
This reinforced pivot door combines maximum security with an elegant, modern design. Its high-quality construction ensures durability, smooth operation, and low maintenance.

Efficient and Optimized Access
The pivot system offers wide, seamless access, maximizing space and convenience for both residential and commercial use. Its minimalist design fits perfectly into any modern villa entrance.

Protection Without Compromise
With a reinforced system, the door offers superior protection against break-ins, making it the ideal choice for those seeking both security and style.

Production Plant

Loc. Quartaccio – Strada Provinciale 74, km 1.45
01034 Fabrica di Roma (VT) | Italia
Tel. +39 06 4525 4005
info@gammavilla.com

Headquarters

GammaStone – Via Flaminia 148
00068 Rignano Flaminio (RM) | Italia
Tel. +39 06 4525 4005
info@gammavilla.com

North America Inc.

2400 Main Street Ext
Sayreville NJ 08872
Tel. +1 646 741 5850
Tollfree: +1 866 US GAMMA
info.na@gammavilla.com

Dubai

Convention Tower, 4th Floor, DWTC.
Dubai, UAE
info.uae@gammavilla.com

